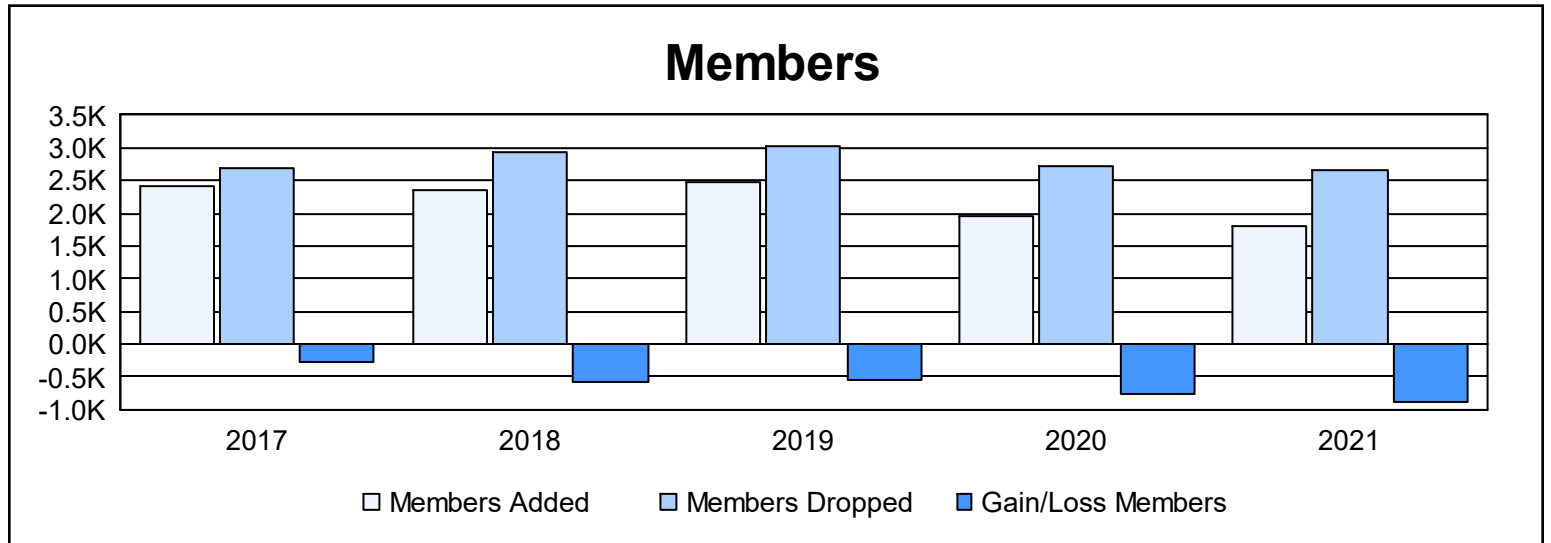
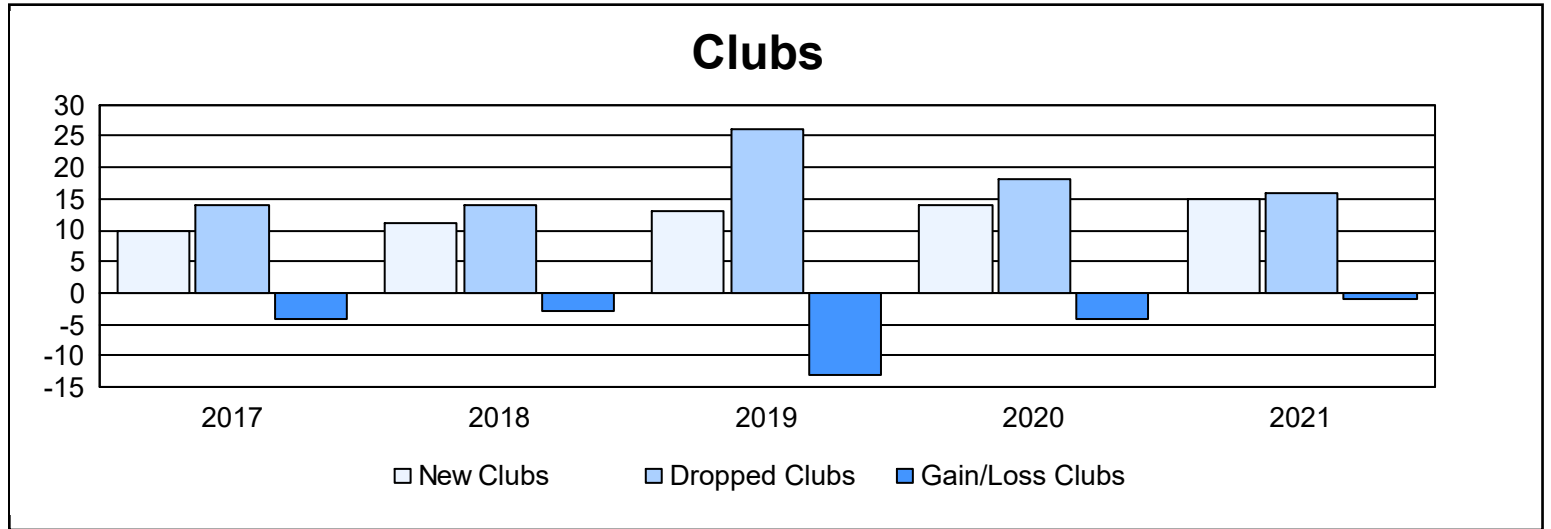
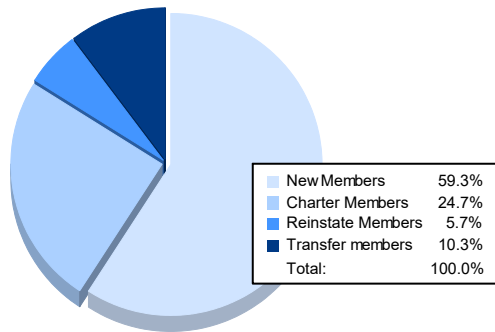


Year	New Clubs	Dropped Clubs	Gain/Loss Clubs	New Members	Charter Members	Reinstate Members	Transfer Members	Total Member Added	Total Members Dropped	Gain/Loss Members
2016-2017	10	14	-4	1,848	235	99	228	2,410	2,692	-282
2017-2018	11	14	-3	1,720	251	86	305	2,362	2,927	-565
2018-2019	13	26	-13	1,734	304	116	307	2,461	3,011	-550
2019-2020	14	18	-4	1,259	326	73	304	1,962	2,723	-761
2020-2021	15	16	-1	1,068	445	103	185	1,801	2,670	-869
<b>Average</b>	<b>13</b>	<b>18</b>	<b>-5</b>	<b>1,526</b>	<b>312</b>	<b>95</b>	<b>266</b>	<b>2,199</b>	<b>2,805</b>	<b>-605</b>



### Membership Composition June 2021 Cumulative



### Gender Composition June 2021 Cumulative

